

Sumavision

Enhanced Multimedia Router

Product Catalogue



2011 V3.0

Sumavision
数码视讯

Index

EMR Overview.....	3
Optional Modules Overview	4
Modules Introduction	5-17
Typical Applications	18-23

Overview



Enhanced Multimedia Router - EMR

Sumavision's Enhanced Multimedia Router (EMR) is a standard platform on which users can realize all Digital TV head end functions. EMR is one rack-unit (1-RU) signal processing platform with flexible card-insertion structure (6 slots). EMR can support "Any input" (DVB-S/S2/ASI/IP/DS3/E3, and etc.), "Any processing" (encoding/decoding/multiplexing/scrambling, and etc.) and "Any output" (DVB-S/S2/ASI/IP/DS3/E3 etc)". EMR is available for any applications beyond your imagination besides encoding, decoding, multiplexing, transcoding, transmodulating, etc.

HIGHLIGHT




- Support flexible combination of any different type of cards
- Massive internal multiplexing: maximum 4G data processing
- Maximum 24 IRDs for DVB-S/S2 FTA streams
- Maximum 20 IRDs for DVB-S/S2 encrypted streams
- Multi-encoding support: SD/HD MPEG-2/MPEG-4/H.264
- Maximum 12 programs MPEG-2/H.264 encoding/decoding
- Maximum 24 QAM outputs
- Maximum 30 ASI inputs or 24 ASI outputs
- Maximum 4 GbE IP inputs/outputs
- Maximum 40 streams/2560 programs scrambling over IP
- Support IPTV and conversion of MPTS from any type of inputs to SPTS
- Support dual-power supply and hot-swap
- Maximum 180 programs statistic multiplexing
- Maximum 256 SPTS IP output through 1Gbe IP Card

Optional Modules Overview




Modules	Product Name	Description	Page
Analog MPEG2 SD Encoding Modules	C101A	MPEG-2 Analog SD Encoding Card	P4
	C101AE	Single Channel MPEG-2 Analog Encoding Card	P4
	C103A	Analog Audio Encoding Card	P4
Digital MPEG2 SD Encoding Modules	C101D	MPEG-2 Digital Encoding Card	P5
	C101DE	Single Channel MPEG-2 Digital Encoding Card	P5
	C103D	Digital Audio Encoding Card	P5
Dolby AC-3 Encoding Module	C103DB	Dolby AC-3 Encoding Card	P6
HD Encoding Modules	C101H	MPEG-2 HD encoding card	P6
	C109H	H.264 HD Encoding Card	P7
	C110	H.264 HD Encoding and Transcoding Card	P7
Decoding Modules	C201AS	Analog Decoding Card	P8
	C201DH	Digital HD Decoding Card	P8
Main Control and Interface Modules	C322C	2 ASI Input/2 ASI Output & Main Control Card	P9
	C451	GbE IP Card	P9
	C451C	GbE IP Card & Main Control Card	P9
Other Optional Modules		ASI Interface Modules	P10
		Modulating & Demodulating Modules	P12
		Adapting Modules	P13
		Statistic Multiplexing Modules	P15
		Switch Modules	P16

Modules Introduction


Analog MPEG2 SD Encoding Modules

Product	Description	Specification
C101A MPEG-2 Analog Encoding Card 	2 channels MPEG-2 4:2:0 MP@ML analog video coding, and 2 channels analog stereo audio encoding ----- Input: Video: 2 x CVBS, BNC Audio: 2 x Analog Stereo, Balanced	<ul style="list-style-type: none"> ● Video format: MPEG-2 4:2:0 MP@ML ● Image format: PAL, NTSC, PAL-M, PAL-N, SECAM ● Video encoding bit rate: CBR/VBR , 1.5~15Mb/s ● Frame rate: PAL@25fps, NTSC@30fps, Secam@25fps ● Aspect ratio: 4:3 or 16:9 ----- <ul style="list-style-type: none"> ● Audio Formats: MPEG-1 Audio Layer I, MPEG-1 Audio Layer II ● Sampling frequency: 32 KHz, 44.1 KHz, 48 KHz ● Encoding Bit-Rate: 64 ~ 384Kbps ● 2 stereo channels Dolby Digital® (AC-3) 2.0 encoding (Option)
C101AE Single Channel MPEG-2 Analog Encoding Card 	1 channels MPEG-2 4:2:0 MP@ML analog video coding, and 2 channels analog stereo audio encoding ----- Input: Video: 1 x CVBS(BNC) Audio: 2 x Analog Stereo, Balanced	<ul style="list-style-type: none"> ● Video format: MPEG-2 4:2:0 MP@ML ● Image format: PAL, NTSC, PAL-M, PAL-N, SECAM ● Video encoding bit rate: CBR/VBR , 1.5~15Mb/s ● Frame rate: PAL@25fps, NTSC@30fps, Secam@25fps ● Aspect ratio: 4:3 or 16:9 ----- <ul style="list-style-type: none"> ● Audio Formats: MPEG-1 Audio Layer I, MPEG-1 Audio Layer II ● Sampling frequency: 32 KHz, 44.1 KHz, 48 KHz ● Encoding Bit-Rate: 64 ~ 384Kbps ● 2 stereo channels Dolby Digital® (AC-3) 2.0 encoding (Option)
C103A Analog Audio Encoding Card 	Provides 2 analog stereo audio encoding ----- Input: Audio: 2 x Analog Stereo, Balanced	<ul style="list-style-type: none"> ● Audio Formats: MPEG-1 Audio Layer I, MPEG-1 Audio Layer II ● Sampling frequency: 32 KHz, 44.1 KHz, 48 KHz ● Encoding Bit-Rate: 64 ~ 384Kbps ● 2 stereo channels Dolby Digital® (AC-3) 2.0 encoding (Option)


Digital MPEG2 SD Encoding Modules

Product	Description	Specification
C101D MPEG-2 Digital Encoding Card 	2 channels MPEG-2 4:2:0 MP@ML digital video encoding, and 2 channels digital audio encoding ----- Input: Video: 2 x SDI (Audio Embedded), BNC Audio: 2 x AES/EBU, BNC	<ul style="list-style-type: none"> ● Video format: MPEG-2 4:2:0 MP@ML ● Image format: PAL, NTSC, PAL-M, PAL-N, SECAM ● Video encoding bit rate: CBR/VBR , 1.5~15Mb/s ● Frame rate: PAL@25fps, NTSC@30fps, Secam@25fps ● Aspect ratio: 4:3 or 16:9 ----- <ul style="list-style-type: none"> ● Audio Formats: MPEG-1 Audio Layer I, MPEG-1 Audio Layer II ● Sampling frequency: 32 KHz, 44.1 KHz, 48 KHz ● Encoding Bit-Rate: 64 ~ 384Kbp ● 2 stereo channels Dolby Digital® (AC-3) 2.0 encoding (Option)
C101DE Single Channel MPEG-2 Digital Encoding Card 	1 channel MPEG-2 4:2:0 MP@ML signal video encoding and 2 channels digital audio encoding ----- Input: Video: 1 x SDI (Audio Embedded), BNC Audio: 2 x AES/EBU, BNC	<ul style="list-style-type: none"> ● Video format: MPEG-2 4:2:0 MP@ML ● Image format: PAL, NTSC, PAL-M, PAL-N, SECAM ● Video encoding bit rate: CBR/VBR , 1.5~15Mb/s ● Frame rate: PAL@25fps, NTSC@30fps, Secam@25fps ● Aspect ratio: 4:3 or 16:9 ----- <ul style="list-style-type: none"> ● Audio Formats: MPEG-1 Audio Layer I, MPEG-1 Audio Layer II ● Sampling frequency: 32 KHz, 44.1 KHz, 48 KHz ● Encoding Bit-Rate: 64 ~ 384Kbp ● 2 stereo channels Dolby Digital® (AC-3) 2.0 encoding (Option)
C103D Digital Audio Encoding Card 	2 channel digital audio encoding ----- Input: Audio: 2 x Digital Stereo, BNC	<ul style="list-style-type: none"> ● Audio Formats: MPEG-1 Audio Layer I, MPEG-1 Audio Layer II ● Sampling frequency: 32 KHz, 44.1 KHz, 48 KHz ● Encoding Bit-Rate: 64 ~ 384Kbps ● 2 stereo channels Dolby Digital® (AC-3) 2.0 encoding (Option)

Dolby AC-3 Encoding Module

Product	Description	Specification
C103DB Dolby AC-3 Encoding Card 	2 channels 2.0 stereo professional audio encoding, and 5.1 AC-3 professional audio encoding on HD encoding card ----- Dolby AC-3 Encoding Card is attached on other encoding cards instead of occupying slot	<ul style="list-style-type: none"> • Audio Formats: AC-3 2.0, AC-3 5.1 • Sampling frequency: 32 KHz, 44.1 KHz, 48 KHz • Encoding Bit-Rate: 56kbps-640kbps • Dynamic Range: ≤ -90dBFS@48KHz, ≤ -84dBFS@44.1kHz, 32kHz • Support audio/video Synchronization, audio/video asynchronous time +5/-15ms

HD Encoding Modules

Product	Description	Specification
C101H MPEG-2 HD encoding card 	1 channel MPEG-2 HD video encoding ----- Input: Video: 1 x YPbPr/CVBS, BNC x 3; 1 x HD-SDI, (audio embedded), BNC Audio: 3 x AES/EBU, BNC; 3 x Analog Stereo, Balanced	<ul style="list-style-type: none"> • Video format: MPEG-2 MP@ML, MPEG-2 4:2:2P@ML, MPEG-2 MP@HL, MPEG-2 MP@H14L 分辨率: 1080i、720p • Resolution: <ul style="list-style-type: none"> - SD: 480p 720x480@59.94Hz, 576p 720x576@50Hz, 480i 720x480@29.97Hz, 576i 720x576@25Hz - HD: 1080i 1920x1080@29.97/25Hz, 1080i 1440x1080@29.97/25Hz, 720p 1280x720@59.94/50/29.97/25/23.97Hz • Aspect ratio: 16:9, 4:3 • GOP: I/IP/IBP/IBBP • Audio Formats: MPEG-1 Layer II 2 stereo channels Dolby Digital® (AC-3) 2.0 encoding (Option) Dolby Digital® (AC-3) 5.1 channel encoding (Option) • Sampling frequency: 48 KHz • Encoding Bit-Rate: 64 ~ 384Kbps(MPEG-1 Layer2) • Volume adjustment: -24dB~6dB

Product

Description

Specification

C109H
H.264 HD Encoding Card



1 channel H.264 HD video encoding (supports YPbPr input)

Input:
Video: 1 x YPbPr, BNC;
1 x CVBS,
(Same port with Y);
1x HD-SDI,
(audio embedded)
BNC;
Audio: 1 x Analog stereo
(balanced);
1 x AES/EBU
(balanced)

- Video format: H.264/AVC 4:2:0 MP@Level 3.0 for D1, H.264/AVC 4:2:0 HP@Level 4.0 for HD
- Encoding Bit-Rate: 2-10Mb/s for D1
4-20Mb/s for 1280x720x60p/59.94p/50p
5-20Mb/s for 1440x1080x60i/59.94i/50i,
6-20Mb/s for 1920x1080x60i/59.94i/50i
- Aspect ratio: 4:3, 16:9
- Entropy encoding: CABAC
- GOP structure: IBBP, IBP(1080i)
-
- Audio Formats: MPEG-1 Layer II
- Sampling frequency: 48K/44.1K/32K
- Encoding Bit-Rate: 32Kb/s ~384Kb/s

C110
H.264 HD Encoding and Transcoding Card



2 channel H.264 HD video encoding or MPEG-2 to H.264 transcoding

Input:
Video: 2 x HD-SDI, BNC
Audio: 2 x HD-SDI,
(audio embedded)
2 x AES/EBU ,
Phoenix socket
(balanced)

- Video format: HD H.264 High Profile@Level 4.0
SD H.264 Main Profile@Level 3.0
- Output resolution and frame rate:
1920 × 1080 × 50i/59.94i/60i
1440 × 1080 × 50i/59.94i/60i
1280 × 720 × 50p/59.94p/60p
720 × 576 × 50i
720 × 480 × 59.94i
- Conversion of HD program to SD program
- Transcoding of 23.98 frame/s up to 60 field/s
- Aspect Ratio: 4:3/16:9
- Encoding code rate: 1Mb/s - 20Mb/s
Advised HD code rate : 6 Mb/s - 20Mb/s
Advised SD code rate: 1.5 Mb/s - 5Mb/s
- Rate control: CBR/VBR
- GOP structure: IBBP/IBP
- Entropy code: CABAC
- Pre-processing: de-interlacing, de noise, sharpening
-
- MPEG-1 Audio Layer II
- Sampling frequency: 48kHz/44.1kHz/32kHz
- Sampling accuracy: 24-bit
- Encoding rate: 32 - 384kb/s

Product	Description	Specification
---------	-------------	---------------

C201AS
Analog Decoding Card



2 channels multi-format (MPEG-2 / H.264) SD analog video decoding, and HD video decoding to SD video

Output:
Video: 2 x CVBS, BNC
Audio: 2 x Analog Stereo, Balanced

- Video format: MPEG-2 HD/SD MP@HL; H.264/AVC High Level 4.1 high profile
- Image resolution: 1080i, 720p, downward-compatible
- Aspect ratio: 4:3
- Frame rate: PAL@25fps, NTSC@30fps

- Audio Formats: MPEG-1 Layer II
- Sampling frequency: 32 KHz, 44.1 KHz, 48 KHz
- Encoding Bit-Rate: 32 ~ 384Kbps
- Output volume adjustment: -30dB~0dB

C201DH
Digital HD Decoding Card



2 channels multi-format (MPEG-2, H.264) signal SD video decoding

Output:
Video: 2 x (HDSDI+HDMI), BNC




Audio: HD-SDI or HDMI (Audio Embedded)

- Video format: MPEG-2 HD/SD MP@ML; H.264/AVC High Level 4.1 high profile
- Image format: PAL, NTSC
- Aspect ratio: 16:9, 4:3
- Image resolution: 1080i, 720p, downward-compatible


- Audio Formats: MPEG-1 Layer II
- Sampling frequency: 32 KHz, 44.1 KHz, 48 KHz
- Encoding Bit-Rate: 32 ~ 384Kbps
- Output volume adjustment: -30dB~0dB

www.ditel-telecom.ru

Main Control and Interface Modules

Product	Description	Specification
<p>C322C 2 ASI Input/2 ASI Output & Main Control Card</p> 	<p>2 channels ASI inputs and outputs with main control function</p> <p>-----</p> <p>Input: 2 x ASI Output: 2 x ASI</p> <p>Control via front panel or 10/100Base-T Ethernet interface</p>	<ul style="list-style-type: none"> • Maximum bit rate of each ASI up to 200Mbps and bit rate adjustable • Output bit rate accuracy: 0.001kbps • Maximum output PID up to 256 • Support PCR correction and remapping • Support PSI/SI table extraction and edition • Support data broadcasting/EPG/private data inserting • Support SMPTE 310
<p>C451 GbE IP Card</p> <p>C451C GbE IP Card & Main Control Card</p> 	<p>1 channel gigabit IP input and output with UDP encapsulation</p> <p>-----</p> <p>Input & Output: either 1×GBE (SFP) or 1×GBE (100/1000 Base-T)</p>	<p>Scrambling (option)</p> <ul style="list-style-type: none"> • 1×10/100BASE-T Ethernet port for scrambling, RJ-45 <p>Control</p> <ul style="list-style-type: none"> • 1×10/100BASE-T Ethernet control port, RJ-45 <p>Signal Processing over IP</p> <ul style="list-style-type: none"> • Total processing capability: 960Mbps • Support 16 different TS streams input and 12 different TS streams output • Packet length: 188 or 204 byte • Support bit rate setting for each output • UDP protocol, support SPTS and MPTS, unicast/multicast • Support IP address and port number setting for each output
<p>C300C Main Control Card</p> 	<p>main control function</p> <p>-----</p> <p>10/100 Base-T Ethernet for configuration and monitoring</p>	

ASI Interface Modules

Product	Description	Specification
C322C 2 ASI Input/2 ASI Output & Main Control Card 	2 channels ASI inputs and outputs with main control function ----- Input: 2 x ASI Output: 2 x ASI Control via front panel or 10/100Base-T Ethernet interface	<ul style="list-style-type: none"> • Maximum bit rate of each ASI up to 200Mbps and bit rate adjustable • Output bit rate accuracy: 0.001kbps • Maximum output PID up to 256 • Support PCR correction and remapping • Support PSI/SI table extraction and edition • Support data broadcasting/EPG/private data inserting • Support SMPTE 310
C304 4 ASI Output Card 	4 channels ASI outputs ----- Output: 4 x ASI	<ul style="list-style-type: none"> • Maximum number of PID each port can support: 256 • Maximum system bit rate and effective bit rate:200Mbps • Rise time(20%~80%)≤1200ps • Fall time (20%~80%) ≤1200ps • Deterministic Jitter ≤10% • Adaptively support TS package input of 188 or 204 byte • Output range: 800±80
C304 4 ASI Output & Scrambling Card 	4 channels ASI outputs with scrambling modules ----- Output: 4 x ASI	<ul style="list-style-type: none"> • Maximum number of PID each port can support: 256 • Maximum system bit rate and effective bit rate:200Mbps • Adaptively support TS package input of 188 or 204 byte • 8×scrambling modules, each module can independently scramble • Rise time(20%~80%)≤1200ps • Fall time (20%~80%) ≤1200ps • Deterministic Jitter ≤10% • Output range: 800±80

Product	Description	Specification
---------	-------------	---------------

C350
5 ASI Input Card



5 channels ASI inputs

Input: 5 x ASI

- Maximum bit rate (each ASI):200Mbps
- Minimum accepting sensitivity $\leq 200\text{mV}$
- Maximum input Voltage $\geq 880\text{mV}$
- Return Loss(5MHz~270MHz) $\leq -20\text{dB}$
- Support port backup, card backup and program backup

C340C
4 ASI Input & Main Control Card



4 channels ASI inputs with main control function

Input: 4 x ASI

Control via front panel or 10/100Base-T Ethernet interface

- Maximum input bit rate of every ASI is up to 200Mbps
- Maximum input Voltage $\geq 880\text{mV}$
- Minimum accepting sensitivity $\leq 200\text{mV}$
- Adaptively support TS packet input of 188 or 204 byte
- Return Loss(5MHz~270MHz) $\leq -20\text{dB}$
- Support port backup, card backup and program backup

CA07
ASI Splitter Card





1 channels ASI inputs and 4 channels outputs

Input: 1 x ASI
Output: 4 x ASI

- Adaptively support TS packet input of 188 or 204 byte
- Maximum input bit rate of every ASI is up to 270Mbps

www.directtelecom.ru

Adapting Modules

Product	Description	Specification
C416 DS3/E3 Card 	2 channels DS3/E3 with 1 channel ASI outputs and 1 channel DS3/E3 with 1 channel ASI Input ----- 1×DS3/E3 input 1×ASI input, 1×ASI output 2×DS3/E3 outputs	<ul style="list-style-type: none"> Maximum input bit rate of DS3 up to 44.736Mbps Maximum input bit rate of E3 up to 34.368Mbps Support SPTS/MPTS Support ASI↔DS3/E3 bi-directional adapting Protocol compatible for DIVICOM、TANDBERG、BARCO、PHILIPS、THOMSON、SCOPUS、Harmonic、Huawei、ZTE Support PCR correction
C451 GbE IP Card C451C GbE IP Card & Main Control Card 	1 channel gigabit IP input and output with UDP encapsulation ----- Input & Output: either 1×GBE (SFP) or 1×GBE (100/1000 Base-T)	Scrambling (option) <ul style="list-style-type: none"> 1×10/100BASE-T Ethernet port for scrambling, RJ-45 Control <ul style="list-style-type: none"> 1×10/100BASE-T Ethernet control port, RJ-45 Signal Processing over IP <ul style="list-style-type: none"> Total processing capability: 960Mbps Support 16 different TS streams input and 12 different TS streams output Packet length: 188 or 204 byte Support bit rate setting for each output UDP protocol, support SPTS and MPTS, unicast/multicast Support IP address and port number setting for each output


C471S
IP Scrambling Card



Scrambling Card attached on GbE IP card

- Maximum 40 AC for each TS stream, maximum 768 bytes for each AC
- Scrambling for 10 TS streams simultaneously
- Support scrambling up to 64 programs for each TS stream, up to 15 PID for each program
- Support DVB and OpenCAS for EIS
- Support the same EMM for different TS streams, maximum 12 EMMs ,maximum bandwidth 2Mbps for each EMM
- Support 4 CAS Simulcrypt for each TS stream;

Modulating & Demodulating

Product	Description	Specification
<p>C502 QAM Output Card</p> 	<p>2 RF outputs ----- Each output provides 2/4 adjacent QAM channels</p>	<ul style="list-style-type: none"> • ITU-T J.83 Annex A, B and C • 64, 128, 256 QAM constellations • Frequency range 52-1000MHz • Symbol rate: 5M-7M(1K step) • Output level: 95 ~ 120 dBuV • MER(balanced off): ≥ 38 dB@64QAM, ≥ 37 dB@256QAM • MER(balanced on): ≥ 44 dB • CNR: ≥ 55dB • PCR jitter:<100ns • Phase noise: ≤ -65 dBc/Hz @1kHz, ≤ -95 dBc/Hz @10kHz, ≤ -110 dBc/Hz @100kHz

Product	Description	Specification
---------	-------------	---------------

C513CI
QAM-CI Input Card



1 RF outputs with one testing output

Output: 1 x RF

- Each input supports one QAM receiving and de-scrambling
- 16, 32, 64, 128, 256 QAM constellations
- Frequency range 51-858MHz
- Symbol rate: 0.87M-6.9M
- Input level: 65 ~ 120 dB
- Each CAM supports 16 programs descrambling
- Support TR101290

C505
QPSK Input Card



2 RF Inputs and 2 RF loop outputs

Inputs: 2 x RF
Loop Output: 2 x RF

- Frequency range: 950MHz~2150MHz
- Received signal level: -80dBm
- Symbol range: 2Msps ~ 45Msps
- FEC: 1/2, 2/3, 3/4, 5/6, 7/8
- Support SCPC/MCPC
- Polarization: Vertical, Horizontal
- Roll-off factor : 35%
- Support C/Ku band

C515CI
DVB-S/S2 De-scrambling Receiver Card






1 RF Input and 1 RF loop output

Input: 1 x RF
Output: 1 x RF

- Frequency range: 950MHz~2150MHz
- Received signal level: -65dB~-25dB
- Symbol range: 1Msps ~ 45Msps
- FEC: DVB-S 1/2, 2/3, 3/4, 5/6, 7/8, DVB-S2 1/2, 3/5, 2/3, 3/4, 4/5, 5/6, 8/9, 9/10
- Support SCPC/MCPC
- Polarization: Vertical, Horizontal
- Roll-off factor : 20%, 25%, 35%
- Support C/Ku band
- Support QPSK/8PSK
- Maximum 16 programs de-scrambling

Statistic Multiplexing Modules

Product	Description	Specification
C704 6-Channel Statistic Multiplexing Card 	3 channels ASI inputs and 1 channel ASI output ----- Input: 3 x ASI Output: 1 x ASI	<ul style="list-style-type: none"> • Input bit rate range: 2~8Mbps • Support setting program priority • Statistic multiplexing output: 1×TS(MPTS) with MPEG-2 standard • Support CBR/VBR • Support D1, 3/4D1 and HD1 resolution • support minimum/maximum bit rate setting
C705 20-Channel Statistic Multiplexing Card 	4 channels ASI outputs ----- Output: 4 x ASI	<ul style="list-style-type: none"> • Input bit rate range: 2~8Mbps • Support setting program priority • Statistic multiplexing output: 4×TS(MPTS) with MPEG-2 standard • Support CBR/VBR • Support D1, 3/4D1 and HD1 resolution • Support minimum/maximum bit rate setting
ATSC M/H Statistic Multiplexing Card 	2 outputs for ASI or SMPTE310 protocol and Gbe Input&output by two independent connector ----- Output : 2 x ASI/ SMPTE310 Control via front panel or 10/100Base-T Ethernet interface	

C707
30-Channel Statistic
Multiplexing Card





4 channels ASI outputs

Output: 4 x ASI
Connect type: RJ45
Format: 10/100 BaseT

- Input bit rate range: 2~8Mbps (SD), 12~20Mbps (HD)
- Output bit rate range: 1~8Mbps(SD) , 6~20Mbps(HD)
- Maximum Compressing Rate:50%(Recommend 40%)
- Audio Transparent Transmission
- Support maximum 30 SD programs / 6 HD programs
- Support setting program priority
- Statistic multiplexing output: 4×TS(MPTS) with MPEG-2 standard
- Support CBR/VBR
- Support ASI, IP, DS3 etc rear panel input
- Support D1, 3/4D1 and HD1 resolution
- Support minimum/maximum bit rate setting

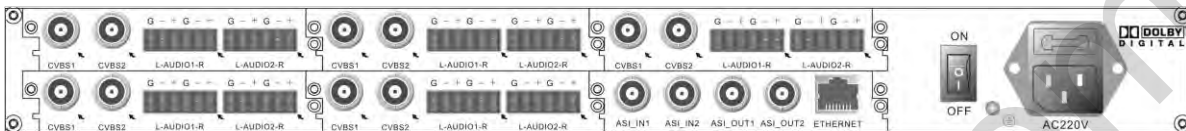
Switch Modules

Product	Description	Specification
<p>CA05 RF Switch Card</p> 	<p>2 RF Inputs and 1 RF Output with 1 ASI output</p> <p>-----</p> <p>Input: 2 x RF Output: 1 x ASI, 1 x RF</p>	<ul style="list-style-type: none"> • Switch from 2×RF to 1×RF and 1×ASI (same) • Support program priority setting • Automatic/manual • Switch time: 125ms
<p>CA01 ASI Switch Card</p> 	<p>3 channels ASI inputs and 2 channels ASI outputs</p> <p>-----</p> <p>Input: 3 x ASI Output: 2 x ASI</p>	<ul style="list-style-type: none"> • Switch from 3×ASI to 2×ASI • Automatic/manual • Switch time: 125ms

Typical Applications

MPEG-2 Analog SD Encoders

Case 1:



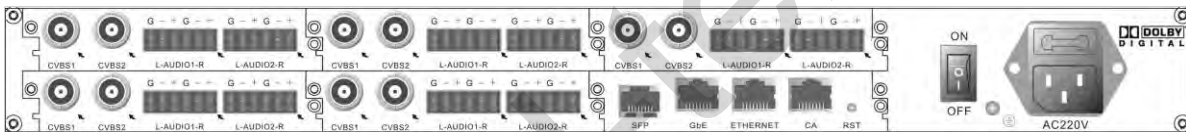
Details: This application can encode 10×CVBS signals to MPEG-2 streams and output 2×ASI after re-multiplexing.

Input: 10×CVBS, 10×balanced stereo, 2×ASI

Output: 2×ASI

Card Combination: 5 × MPEG-2 Analog Encoding Card + 1 × 2 ASI Input/2 ASI Output & Main Control Card

Case 2:



Details: This application can encode 10×CVBS signals to MPEG-2 streams and output 1×GbE IP after remultiplexing.

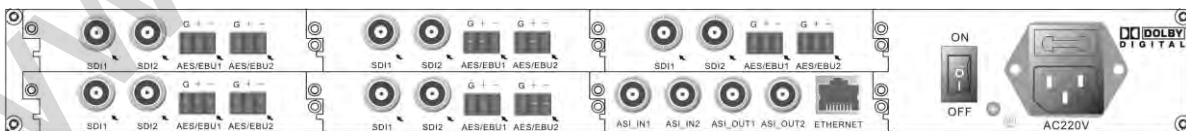
Input: 10×CVBS, 10×balanced stereo, 1×GbE IP

Output: 1×GbE IP

Card Combination: 5 × MPEG-2 Analog Encoding Card + 1 × Gigabit IP & Main Control Card

MPEG-2 Digital SD Encoders

Case 1:



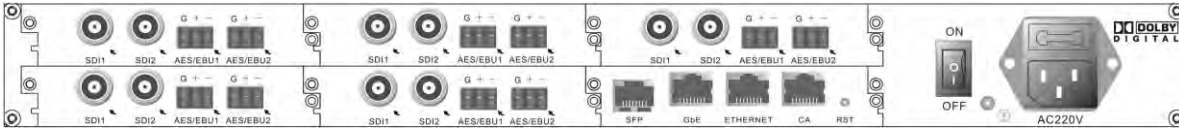
Details: This application can encode 10×SDI signals to MPEG-2 streams and output 2×ASI after remultiplexing.

Input: 10×SDI, 10×AES/EBU, 2×ASI

Output: 2×ASI

Card Combination: 5× MPEG-2 Digital Encoding Card + 1 × 2 ASI Input/2 ASI Output & Main Control Card

Case 2:



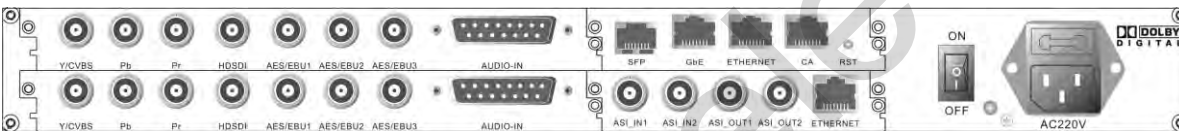
Details: This application can encode 10×SDI signals to MPEG-2 streams and output 1×GbE IP after re-multiplexing.

Input: 10×SDI, 10×AES/EBU, 1×GbE IP

Output: 1×GbE IP

Card Combination: 5 × MPEG-2 Digital Encoding Card + 1× Gigabit IP & Main Control Card

MPEG-2 HD Encoders



Details: This application can encode 2×YPrPb/CVBS/HD-SDI signals to MPEG-2 HD streams and output 1×GbE IP and 2×ASI after re-multiplexing.

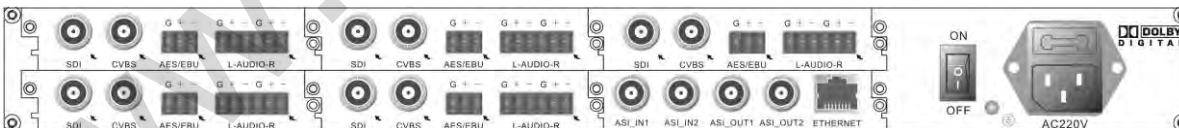
Input: 2× YPrPb/CVBS, 2×HD-SDI, 6×AES/EBU, 6×analog stereo (DB25), 1×GbE IP, 2×ASI

Output: 1×GbE IP, 2×ASI

Card Combination: 2 × MPEG-2 HD Encoding Card + 1× 2 ASI Input/2 ASI Output & Main Control Card + 1× GbE IP Card

H.264 SD Encoders

Case 1:



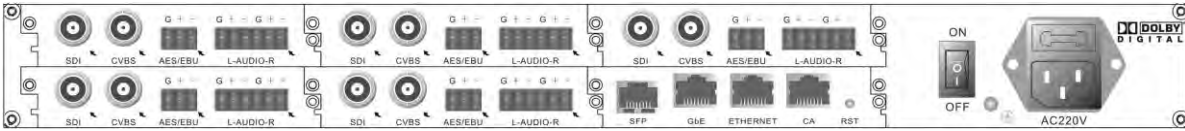
Details: This application can encode 5×SDI signals or 5×CVBS to H.264 streams and output 2×ASI after re-multiplexing.

Input: 5×SDI, 5×CVBS, 5×AES/EBU, 5×balanced stereo, 2×ASI

Output: 2×ASI

Card Combination: 5 × H.264 SD Encoding Card + 1× 2 ASI Input/2 ASI Output & Main Control Card

Case 2:



Details: This application can encode 5×SDI signals or 5×CVBS signals to H.264 streams and output 1×GbE IP with SPTS or MPTS.

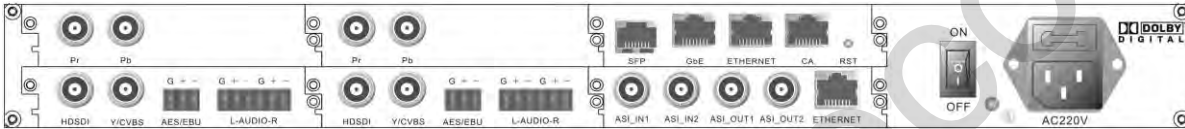
Input: 5×SDI, 5×CVBS, 5×AES/EBU, 5×balanced stereo, 1×GbE IP

Output: 1×GbE IP

Card Combination: 5 × H.264 SD Encoding Card + 1 × Gigabit IP & Main Control Card

H.264 HD Encoders

Case 1:



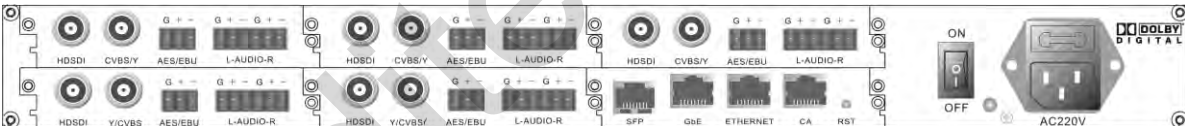
Details: This application can encode 2×YPrPb/CVBS/HD-SDI signals to H.264 HD streams and output 2×ASI as well as 1×GbE IP after re-multiplexing.

Input: 2×YPrPb/CVBS, 2×HD-SDI, 2×AES/EBU, 2× balanced stereo, 2×ASI, 1×GbE IP

Output: 2×ASI, 1×GbE IP

Card Combination: 2 × H.264 HD Encoding Card + 1 × GbE IP Card + 1 × 2 ASI Input/2 ASI Output & Main Control Card

Case 2:



Details: This application can encode 5×CVBS/HD-SDI signals to H.264 HD streams and output 1×GbE IP after re-multiplexing.


Input: 5× CVBS, 5×HD-SDI, 5×AES/EBU, 5×stereo, 1×GbE IP

Output: 1×GbE IP

Card Combination: 5 × H.264 HD Encoding Card + 1 × GbE IP & Main Control Card

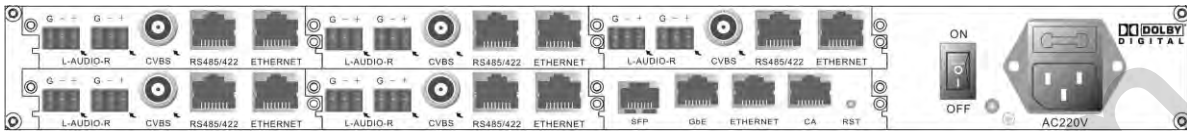
MPEG-4 SD Encoders

Case 1:




Details: This application can encode 5×CVBS signals to MPEG-4 streams and output 2×ASI after re-multiplexing.
Input: 5× CVBS, 5× balanced stereo, 2×ASI
Output: 2×ASI, 5×IP
Card Combination: 5 × MPEG-4 Analog SD Encoding Card +1 × 2 ASI Input/2 ASI Output & Main Control Card

Case 2:



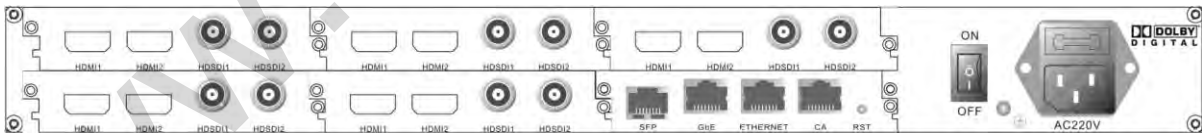
Details: This application can encode 5× CVBS signals to MPEG-4 streams and output 1×GbE IP after re-multiplexing.
Input: 5× CVBS, 5× balanced stereo, 1×GbE IP
Output: 5×IP, 1×GbE IP
Card Combination: 5× MPEG-4 Analog SD Encoding Card +1 × GbE IP & Main Control Card

ASI Input Analog Decoders



Details: This application can decode MPEG-2/H.264 SD/HD streams from 2×ASI to 10× CVBS.
Input: 2×ASI
Output: 10× CVBS, 10× balanced stereo, 2×ASI
Card Combination: 5 × Analog Decoding Card +1 × 2 ASI Input/2 ASI Output & Main Control Card


IP Input Digital Decoders



Details: This application can decode MPEG-2/H.264 SD/HD streams from 1×GbE IP to 10× (SDI + HDMI).
Input: 1×GbE IP
Output: 10× (SDI + HDMI) (Audio Embedded) , 1×GbE IP
Card Combination: 5 × Digital HD Decoding Card + 1× GbE IP & Main Control Card

IRDs based on EMR

5x4 CH QPSK Input Card +1xGbE IP & Main Control Card



Details: This application can receive 20 QPSK FTA streams (DVB-S/S2) or 5 QPSK encrypted streams (DVB-S/S2) from satellites as well as 1xGbE IP, and output in one GbE IP after remultiplexing.

Input: 20xQPSK (DVB-S/S2) or 5x QPSK (DVB-S/S2), 1xGbE IP

Output: 1xGbE I

7ca dUbm`8]HY`, LhX.

5E, Mitrofanievskoye shosse

St.Petersburg, 198095, Russia

Tel: +7 (812) 655-5052, +7 921 438-2446

Fax: +7 (812) 655-5052

<http://www.ditel-telecom.ru>

